

CONSTRUCTION TECHNIQUES

MENDING BY HAND *Charlotte Goodman Hansen*

Would you like to learn how to shorten your own pants or skirt, sew on a button, snap or hook & eye, or repair a ripped seam? Take this lecture and hand-on class to learn the basics of mending by hand. You will also learn the whip, catch, basting and slip/hem stitches. Mending sampler will be made in class. SUPPLY LIST. Kit Fee \$5. 1 session. \$49

RK A12090	4/22	SU	2:45pm-5:45pm
RK A12615	5/5	SA	2:00pm-5:00pm
RK A12617	6/3	SU	2:45pm-5:45pm
RK A12620	8/12	SU	11:15am-2:15pm

RE-ENTRY SEWING *Nancy Feve*

Learn WHAT IS NEW in patterns, fabrics, interfacings, notions, fitting techniques and the differences between pattern companies. 1 session. \$49

CN A11609	4/29	SU	11:15am-2:15pm
FC A12651	5/27	SU	11:15am-2:15pm

BEFORE YOU SIT TO SEW *Kathy Holmes*

We will discuss the preliminaries... CUTTING, MARKING, PATTERN LAYOUT. Discover the tools and notions that make cutting and marking easy and accurate. 1 session. \$49

FC A12885	4/7	SA	10:30am-1:30pm
-----------	-----	----	----------------

NEW CUSTOM FIT JEANS: FOR MEN OR WOMEN

Connie Long

Jeans! Jeans! Jeans! No wardrobe is complete without one or 10 great pairs of jeans. Yes, you too can create professional looking jeans that rival designer jeans. Plus you select the components, such as the denim color and finish. Choose dark indigo or faded blue, a color with or without lycra, etc. In this class you will learn how to sew jean details such as the fly front, pocket and topstitching treatments. SUPPLY LIST. 6 sessions. \$149

RK A12551	4/23-6/4	M	4:45pm-6:45pm
	(n/c 05/28)		
RK A12556	7/25-8/29	W	4:45pm-6:45pm

NEW EASY JEANS ALTERATIONS *Connie Long*

Ever find jeans that look great on you except for.....fill in the blank: the waist area, the hips, the upper back, or maybe they just need to be shortened? This class is about making the necessary changes that improve the fit. You will also learn how to shorten the length without losing the original hem detail. Bring several jeans to class as well as basic sewing equipment such as pins, markers, ruler, scissors and thread and we will tackle these changes together. READ DESCRIPTION FOR SUPPLY LIST 1 session. \$49

RK A12563	5/20	SU	2:30pm-5:30pm
RK A12577	6/2	SA	2:00pm-5:00pm
RK A12610	8/18	SA	2:00pm-5:00pm
FC A12595	7/21	SA	2:00pm-5:00pm

PERFECT COLLARS WORKSHOP *Connie Long*

In this class, you will learn the fine points of constructing beautiful collars including tips for cutting, marking, interfacing, pressing and attaching collars to a garment. Bring 1/2 yard of muslin or similar weight cotton fabric, 1/4 yard fusible interfacing, thread and basic sewing supplies such as pins, scissors, fabric marker, ruler and seam ripper. READ DESCRIPTION FOR SUPPLY LIST. 1 session. \$49

RK A11564	4/14	SA	10:30am-1:30pm
RK A12605	8/4	SA	10:30am-1:30pm
FC A12570	6/3	SU	11:15am-2:15pm

LEATHER AND SUEDE WORKSHOP *Connie Long*

This class is a lecture/demonstration. You will learn how to work with real and faux leather, suede and fur. Planning, layout, cutting and sewing will all be covered. Basic sewing skills are necessary. Bring large or small pieces of leather, fur, suede, or whatever you are interested in sewing to class so you can make samples. SUPPLY LIST. 1 session. \$49

RK A12558	5/6	SU	11:15am-2:15pm
FC A12596	7/28	SA	10:30am-1:30pm

BUTTONHOLES *Connie Long*

Learn how to determine buttonhole placement, do accurate marking, and make perfectly bound, hand-worked and machined buttonholes. Please bring scissors. Kit Fee \$5. 1 session. \$49

RK A11567	4/21	SA	2:00pm-5:00pm
RK A12608	8/11	SA	2:00pm-5:00pm
FC A12573	6/10	SU	2:30pm-5:30pm

FEARLESS ZIPPERS *Connie Long*


Create your own zipper samplers, using insiders' tricks for centered, lapped, fly-front zippers as well as the "infamous" invisible zipper. SUPPLY LIST. 1 session. \$49

RK A11566	4/21	SA	10:30am-1:30pm
RK A12607	8/11	SA	10:30am-1:30pm
FC A12572	6/10	SU	11:15am-2:15pm

PERFECT SEAMS AND SEAM FINISHES EVERY TIME *Connie Long*

In this class, you will make samples of great seam finishes that you can use as a reference for future projects. Learn how to choose the best finish for your fabric and the most appropriate sewing equipment so that your sewing projects will have a professional look inside and out. You will make samples of double-stitched, enclosed and bound seams and learn about useful presser feet that make many tasks easier. Bring basic sewing supplies including all-purpose thread, a notebook and scraps of fabric for your samples. READ CLASS DESCRIPTION FOR SUPPLY LIST. 1 session. \$49

RK A12580	6/16	SA	10:30am-1:30pm
FC A11562	4/29	SU	11:15am-2:15pm
FC A12600	8/12	SU	11:15am-2:15pm



Click To View Sample

SETTING IN PERFECT SLEEVES *Connie Long*

From cap to cuff, practice setting in a perfect sleeve using the flat and round method, sewing fast flat-fell seams, and installing a better-looking cuff. Kit Fee \$5. 1 session. \$49

RK A11565	4/14	SA	2:00pm-5:00pm
RK A12606	8/4	SA	2:00pm-5:00pm
FC A12571	6/3	SU	2:30pm-5:30pm

HOW TO BAG A LINING SEMINAR *Connie Long*

This ready-to-wear method of inserting a lining by machine gives the fastest and most professional-looking results. Learn to create your own lining pattern. 1 session. \$49

RK A12560	5/13	SU	11:15am-2:15pm
FC A12592	7/14	SA	10:30am-1:30pm

WELT POCKETS MADE EASY *Connie Long*

In this workshop, learn to sew beautiful welt pockets using the instructor's method. SUPPLY LIST. 1 session. \$49

RK A12581	6/16	SA	2:00pm-5:00pm
FC A11563	4/29	SU	2:30pm-5:30pm
FC A12601	8/12	SU	2:30pm-5:30pm

BRA MAKING *Connie Long*

In this lecture/demonstration class learn to copy an existing bra or bustier as well as the techniques for sewing it all together. 1 session. \$49

RK A12585	7/8	SU	11:15am-2:15pm
FC A12564	5/5	SA	10:30am-1:30pm

LUXURY LINGERIE *Connie Long*

Learn to use beautiful, luxurious fabrics including silk, batiste, practical silk "look-alikes" and lace trim. 1 session. \$49

RK A12586	7/8	SU	2:30pm-5:30pm
FC A12565	5/5	SA	2:00pm-5:00pm

SEWING ALL KINDS OF KNITS *Connie Long*

Learn both sewing machine and serger techniques for working with knit and stretch fabrics in this lecture/demonstration class. 1 session. \$49

RK A12568	5/19	SA	10:30am-1:30pm
FC A12589	7/22	SU	11:15am-2:15pm

SILK BEGINNERS GUIDE *Connie Long*

Learn the best techniques to use when sewing silky and drapeable fabrics. 1 session. \$49

RK A11560	4/22	SU	11:15am-2:15pm
RK A12598	8/5	SU	11:15am-2:15pm
FC A12578	6/9	SA	10:30am-1:30pm

SHEER DELIGHT *Connie Long*

Learn the most appropriate techniques for working with chiffon, cut velvets and lightweight fabrics of all types. 1 session. \$49

RK A11561	4/22	SU	2:30pm-5:30pm
RK A12599	8/5	SU	2:30pm-5:30pm
FC A12579	6/9	SA	2:00pm-5:00pm

SEWING WITH KNITS - I *Connie Long*

This class introduces beginners to the basics of sewing with knits. Using the sewing machine, understanding the pattern, choosing fabric, cutting, marking and using tools and notions will be covered. Once you learn the concepts, you will find that knits are fast and easy to sew and a great way to add new pieces to your wardrobe. You will choose an easy top or tunic plus a pull-on or drawstring skirt, pants or shorts from a list of recommended patterns to complete in class. SUPPLY LIST. 1 session. \$79

RK A11568	4/28	SA	10:30am-5:00pm
FC A12574	6/17	SU	11:30am-5:30pm

SEWING WITH KNITS - II *Connie Long*

Continue the hands-on learning experience of sewing with knits, by sewing a project of your choice. Prerequisite for this class is Beginning Sewing With Knits or the basic series of classes. Your project may be for an adult or child. Please bring basic sewing supplies, pattern and fabric to class. 1 session. \$79

FC A12575	6/24	SU	11:30am-5:30pm
-----------	------	----	----------------

CUTTING THE COUTURE WAY *Nora Elias*


Learn the correct way to read a pattern, fuse interfacing into one unit and accurately cut while saving time. See Nora fit a paper pattern using the language of sewing and learn how to continue with a couture fit. The focus of the body in relation to the fit will be demonstrated. Come away with an understanding of the whole process so you can master this technique and bring your sewing to couture level. For intermediate sewing skills. 1 session. \$49

RK A12790	6/24	SU	11:30am-2:30pm
-----------	------	----	----------------


CREATE YOUR PERFECT BIAS SKIRT *Nora Elias*

Learn all about the bias cut - how to use it and how to work with a skirt pattern cut on the bias. See the difference between 3 basic style bias cut skirts. Students learn how to cut a bias skirt with or without using a pattern. You can bring a pattern to class for individual consultation with Nora. Also, learn the correct way to finish these skirts. For intermediate sewing skills. SUPPLY LIST. 1 session. \$79

RK A12793	7/22	SU	11:15am-5:45pm
-----------	------	----	----------------



[Click To View Sample](#)



[Click To View Sample](#)



[Click To View Sample](#)



[Click To View Sample](#)



[Click To View Sample](#)

NEW BASIC ALTERATIONS *Kate Mulvey*

In this class you will learn how to hem pants, skirts, or dresses. Sew on buttons, take in seams. put in new zippers. Each student can bring up to three alterations Students must be able to sew straight seams on a sewing machine supplies needed for class :scissors-not used to cut paper, pins 6”, sewing gauge, seam ripper, thread to match each garment that you will be working on. 1 session. \$79

CN A12876 7/21 SA 10:30am-5:00pm

NEW BEGINNING KNITS I EXTENDED *Connie Long*

In this expanded version of Beginning Knits I express you will have twice as much time as the beginning knits express and be able to work on more than one project. 6 sessions. \$149

RK A12555 6/6-7/18 W 4:45pm-6:45pm
(n/c 07/04)

RK A12553 7/30-9/10 M 4:45pm-6:45pm
(n/c 09/03)

NEW BEGINNING KNITS II EXTENDED *Connie Long*

Again, in this class you will have twice the time than the express knits class to complete more projects. 3 sessions. \$149

RK A12549 5/2-5/16 W 10:15am-2:15pm

RK A12550 5/23-6/6 W 10:15am-2:15pm

DRESS TO IMPRESS *Antoinette Lee*

Looking for an everyday work dress, an after-hours dress or something special to wear on a Saturday or Sunday dress-up occasion? This hands-on class will walk you through the construction of a basic sheath, A-line or wrap dress. Intermediate sewing skills suggested. SUPPLY LIST. 3 sessions. \$149

FC A11912 4/2-4/16 M 10:45am-2:45pm

FC A11832 4/16-4/30 M 10:45am-2:45pm

FC A11843 4/17-5/1 TU 10:45am-2:45pm

FC A11934 4/18/2 W 10:45am-2:45pm

FC A11945 4/19-5/3 TH 10:45am-2:45pm

FC A11956 4/20-5/4 F 10:45am-2:45pm

FC A11923 4/23-5/7 M 10:45am-2:45pm

FC A12710 5/14-5/16 M-W 10:30am-2:30pm

FC A12720 5/29-5/31 TU-TH 10:30am-2:30pm

NEW USING INTERFACING EFFECTIVELY

Connie Long

Learn how to improve the outward appearance of your sewing projects from the inside out by choosing the best interfacing for each fabric. The interfacing is the hidden component that provides shape and support in detail areas of a garment. It also prolongs the life of the garment. There are many types to choose from. In this class you will learn about the different intefacings and how and where to use them to produce professional looking garments and accessories that look polished and hold their shape. Also learn about interfacing notions and how they are used for particular areas of the garment such as waistbands and seams. 1 session. \$49

RK A12576 6/2 SA 10:30am-1:30pm

RK A12609 8/18 SA 10:30am-1:30pm