


QUILTING

NEW MODERN QUILTMaking 101 *Nancy Feve*

As long as you are comfortable operating a sewing machine, you can make a simply beautiful quilt about 40-inch by 50-inch, suitable for crib, lap or wall. You will learn accurate modern methods of rotary cutting, strip piecing, layout, border application, spray basting, machine quilting and binding. This is a class that uses the sewing machine and we will not use templates or do any hand stitching. Homework may be required between classes. SUPPLY LIST. 2 sessions. \$149



Click To View Sample

RK A12649 5/12-5/19 SA 10:30am-5:00pm
 CN A11608 4/15-4/22 SU 11:15am-5:45pm
 FC A12655 6/3-6/10 SU 11:15am-5:45pm

NEW NEW LOOK NINE PATCH: AN ART QUILT FOR BEGINNERS *Nancy Feve*

Simple squares create a complex look form easy piecing. Even if you have never done any quilting, if you can sew a quarter-inch seam, you can make this stunning wall hanging. SUPPLY LIST. 1 session. \$79



Click To View Sample

RK A12658 6/9 SA 10:30am-5:00pm
 CN A12664 7/28 SA 10:30am-5:00pm
 FC A12662 7/7 SA 10:30am-5:00pm


EASY KALEIDOSCOPE PINWHEELS *Nancy Feve*

A fun new way to make an intricately patterned quilt from ONLY TWO FABRICS--NO TEMPLATES. All you need is a ruler, rotary cutter and mat. Stack eight layers, cut strips and you are off on a journey of discovery. Every block is a new surprise. SUPPLY LIST. 1 session. \$79

RK A12653 5/20 SU 11:15am-5:45pm
 CN A12667 7/22 SU 11:15am-5:45pm
 FC A11611 4/14 SA 10:30am-5:00pm
 FC A12656 6/17 SU 11:15am-5:45pm

ABSTRACT EXPRESSIONISM *Nancy Feve*

Inspired by and building on Maxine Rosenthal's book, "One Block Wonders". This class will teach you how to deconstruct a pleasing print and reformulate it into uniquely personal composition. Simple piecing yields sophisticated results! SUPPLY LIST. 1 session. \$79




Click To View Sample

RK A12660 6/23 SA 10:30am-5:00pm
 RK A12668 7/29 SU 11:15am-5:45pm
 FC A12666 7/15 SU 11:15am-5:45pm

NEW BARGELLO LANDSCAPE II - GARDEN KOI POND WALL QUILT *Julie Beaulieu*

Build your own garden fish pool surrounded by blossoms and filled with aquatic life. Using an easy -to- piece method of organizing batik fabrics, your own individual background quickly develops. Upon this dramatic surface of ripples, sunlight, and flowers create the details of your pool. The koi, turtles, frogs and insect - life will emerge through Broderie-Purse technique, machine appliques using decorative thread, and individual embellishment including decorative stitches, couching and beading. Fun for confident beginners or experienced quilters. SUPPLY LIST. 2 sessions. \$79




Click To View Sample

RK A12893 6/22-6/29 F 4:30pm-8:00pm

STRIP WOVEN ART QUILT

Antoinette Lee

Art Quilts have come into their own! While using batiks and Dupioni silks, create a quilt that's fun and sophisticated. Curved strips of batiks and Dupioni silk will be woven, then fused. After weaving and quilting, attach beading and couch designer yarns. Designed for intermediate to advanced sewing skills. See sample in the Falls Church Education Department. Some homework may be required. SUPPLY LIST. 3, 2 sessions. \$149



Click To View Sample

FC A11916 4/2-4/16 M 10:45am-2:45pm
 FC A11836 4/16-4/30 M 10:45am-2:45pm
 FC A11846 4/17-5/1 TU 10:45am-2:45pm
 FC A11938 4/18-5/2 W 10:45am-2:45pm
 FC A11949 4/19-5/3 TH 10:45am-2:45pm
 FC A11960 4/20-5/4 F 10:45am-2:45pm
 FC A11927 4/23-5/7 M 10:45am-2:45pm
 FC A12017 5/30-6/6 W 10:30am-4:30pm

NEW BASIC BEGINNING /QUILT CLASS

Sharon Tindall

This class is designed for the person who would like to learn the how-To's of strip quilting. Students will learn how to cut and sew the strips to make a one of a kind log cabin or fence rail lap size or quilt. Quilt samples will be available to view the first class meeting. Supply list will given the first day of class. SUPPLY LIST. 6 sessions. \$149

CN A12862 8/21-10/2 TU 6:45pm-8:45pm
 (n/c 09/04)

CRAZY TECHNIQUES *Diane Herbolt*

Crazy Quilting can look vintage or modern depending on your choices of fabrics. Gather a mix of fabrics and trims (cottons or fancy fabrics work equally well) and learn the versatile technique of crazy piecing. Start a wall quilt, vest or evening bag. Explore the possibles for enriching the surface with hand and machine embroidery, beading and more. SUPPLY LIST. 1 session. \$79

FC A12489 4/1 SU 11:15am-5:45pm

NEW CRAZY WORLD OF CRAZY QUILTING

Helen Carr

Today it might be called recycling, but in colonial days it was called being thrifty, because every scrap of fabric was too expensive to throw away. But everyone agrees this contemporary version of Crazy Quilting is easy and fun to do, not to mention a great way to use up your cotton or cotton blend scraps. This class will make a small square that can be used to start a quilt, or a pot holder, or a tote bag, or any number of projects. Please bring the following to class: pins, scissors, and a spool of thread. The Instructor will have plenty of coordinated fabric, but you can also bring in your own to use and/or trade. 1 session. \$49

RK A12824 6/17 SU 11:30am-2:30pm

NEW DIAMOND RADIANCE

Nancy Feve

A one-patch traditional sunburst pattern, modernized with quick rotary-cutting techniques and no inset seams. SUPPLY LIST. 1 session. \$79

CN A12648 5/13 SU 11:15am-5:45pm



[Click To View Sample](#)

FABRIC POSTCARDS *Diane Herbolt*

Yes, you really can send them through the mail! transform fabric scraps, fusible web and thread into special gifts for birthdays, Valentine's Day and other holidays, or create beautiful landscapes. Learn the tricks for mastering basic edge finishes and experiment with sewing on paper embellishments. SUPPLY LIST. Kit Fee \$6. 1 session. \$79

FC A12490 4/21 SA 10:30am-5:00pm

NEW FALLING FOR FRIENDSHIP STAR QUILT 101

Cosette Blackmer

Learn the basics of machine piecing and quilting. Students will become familiar with modern tools and terminology used to create a quilt. This is a hands on course where you will create a wall hanging size quilt from start and finish. Some basic sewing skills are a must. SUPPLY LIST. 2, 3 sessions. \$149

RK A12207 4/10-4/24 TU 4:45pm-8:45pm

RK A12818 8/18-8/25 SA 10:30am-5:00pm

NEW GARDEN WALLS:

AN ASIAN QUILT *Julie Beaulieu*

Create a stylish quilt that evokes Asian screens and elegant walled garden. The simple block from which this quilt is assembled has six rectangles. The blocks are easy to construct and can be chained pieced quickly. Each block can be turned, rotated, or flipped to fit your own unique, personalized design. A few basic sewing skills are needed but this is fine for beginning quilters or any skill level. SUPPLY LIST. 2 sessions. \$79



[Click To View Sample](#)

RK A12260 4/29-5/6 SU 11:30am-3:30pm

NEW PLAYFUL PINWHEEL BEGINNER

Cosette Blackmer

Pinwheels are fun and easy to make. This is a great pattern to use up any novelty fabrics you may have collected, but pinwheels look great with any fabric! Learn basic quilting skills including rotary cutting, sewing and pressing, and finishing your quilt. SUPPLY LIST. 2 sessions. \$149


RK A12816 5/13-5/20 SU 11:30am-5:30pm

NEW QUILTING WITH CURVES :

WAVY SPLIT RAIL *Helen Rea*

Make a fun variation of the traditional split rail quilt design using easy-to-learn techniques. A baby quilt or wall hanging quilt top can be completed in the class or a larger quilt can be started. SUPPLY LIST. 1 session. \$79

RK A12245 4/20 F 10:30am-5:00pm



[Click To View Sample](#)

NEW SQUARED OFF QUILT

Helen Rea

This easy to make quilt is a great project for a beginner. Simple rotary cutting, straight sewing and assembly techniques make the construction of this quilt fast and fun. SUPPLY LIST. 1 session. \$79

RK A12283 4/13 F 10:30am-5:00pm



[Click To View Sample](#)

NEW STRATA QUILT *Antoinette Lee*

What are Stratas? Stack squares against the softness of the background colors are the simple elements in this contemporary quilt. This strong geometric design is sure to please you and your guests. Strata are panels of various width fabric strips sewn together in a random manner each strip varies from 1" to 2 1/4". You will be using fat quarters that are either 18" or 21" long. 2, 3 sessions. \$149

FC A11917 4/2-4/16 M 10:45am-2:45pm

FC A11837 4/16-4/30 M 10:45am-2:45pm

FC A11847 4/17-5/1 TU 10:45am-2:45pm

FC A11939 4/18-5/2 W 10:45am-2:45pm

FC A11950 4/19-5/3 TH 10:45am-2:45pm

FC A11961 4/20-5/4 F 10:45am-2:45pm

FC A11928 4/23-5/7 M 10:45am-2:45pm

FC A12019 5/30-6/6 W 10:30am-4:30pm



[Click To View Sample](#)

NEW STRING-PIECED

KALEIDOSCOPE *Nancy Feve*

Looking to improve your design skills? This is a project. You build from the center outward, full of surprises but allowing you creative control of each step. A fascinating process for those who feel that randomness is overrated. SUPPLY LIST. 2 sessions. \$149

CN A12665 7/1-7/8 SU 11:15am-5:45pm



[Click To View Sample](#)

NEW SUNSHINE QUILT *Antoinette Lee*

Create a Bright Sunny Quilt in fun colors to decorate your wall !
This quilt is easy and quick to make using brightly colored Batiks.
2, 3 sessions. \$149

FC A11915	4/2-4/16	M	10:45am-2:45pm
FC A11835	4/16-4/30	M	10:45am-2:45pm
FC A11845	4/17-5/1	TU	10:45am-2:45pm
FC A11936	4/18-5/2	W	10:45am-2:45pm
FC A11948	4/19-5/3	TH	10:45pm-2:45pm
FC A11959	4/20-5/4	F	10:45am-2:45pm
FC A11926	4/23-5/7	M	10:45am-2:45pm
FC A12018	5/30-6/6	W	10:30am-4:30pm

NEW TURNING TWENTY *Cosette Blackmer*

This popular pattern is terrific for beginner quilters. It goes together quick and easily and there are not a lot of seams to match up. You will need twenty (20) fat quarter cuts to make the quilt full sized or choose to use fewer fat quarters to sew a more manageable quilt top. basic quilting skills including rotary cutting, sewing and pressing, and finishing your quilt. Students will need to purchase the Turing Twenty quilt book by Tricia Cribbs. SUPPLY LIST. 2 sessions. \$149

RK A12817	6/2-6/9	SA	10:30am-5:00pm
-----------	---------	----	----------------